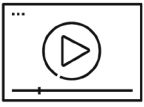



Filming your video: Do's for smartphone videos



B@s
videochallenge



DOs



The speaker should be visible from the chest up, with some space above their head.

Tips

Start filming.
Get into position.
Pause for two seconds
before starting to speak.

Look into the smartphone camera
throughout the recording.

After you have finished speaking, pause
for two seconds and then stop the
recording.

Leave some
room behind you

Clean, plain background with
neutral colors

**Monochromatic (one-color)
clothing**—no prints

Camera positioned at **eye level**
Smartphone positioned **horizontally**
Filming with **back of smartphone**

Well-lit space with bright light/
spotlight on subject or speaker
(e.g., from a window)

Tripod (with smartphone holder)
or a shelf, stack of books, etc. where
the smartphone is held with a clamp





B@S
videochallenge

Filming your video: Don'ts for smartphone videos

Back against a **bright source of light** (such as a window)

Background noise

Distracting background

Clothing with loud print

Too close
to background

Things in the background that are **unnecessary** or should **not be seen by the audience**

Camera not
at eye level

Camera
positioned
vertically

Camera held
by hand



DON'Ts



Vertically oriented



Too close



Below eye level



Head centered



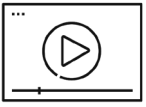
Tilted horizon line



Head cut off



Backlit, too dark



Now
it's your
turn

Exercise

With a partner, make three short videos in which you briefly introduce yourselves and describe your favorite hobbies (each video should be 30 seconds long at most).

Use a different angle for each video:



Which angle is the best for making a video?

From the "Best-of" videos, choose one in which the team filmed themselves. Evaluate it closely using the following questions:

- Describe what is in the background. What do you think is good, and what would have been better?
- Describe how the video sounds (clear audio, background noises, etc.). How is the quality of the sound, and what could have been done better?
- How do the people in the video interact with the camera? Do they make eye contact, and does it appear natural?

Note: Many videos of the best-of section are in German. However, you don't need to understand the language for this task!

Look for a place with a good background for making a video at home or school.

Explain your choice.

Extra exercise: Find a background that would not be good for making a video. Can your team members find all reasons why?